






Parent/Carer Phonics Workshop

25.05.2023



Workshop aims

- To explain what Phonics is and how it is taught at Greenside
- To help you understand what the Phonics Screening Check is and its purpose.
- To explain the way the Phonics Screening Check will be administered.
- To explain how the results will be shared with parents/ carers and what the next steps are.
- To offer practical ideas on how you can support your child at home with preparing for the check – and improve their reading fluency overall!
- To give you opportunity to put your new phonics knowledge and skills into practise with the children.



What is Phonics and how is it taught?



Phonics is the method of teaching children to read by making connections between sounds and letters. Children learn that different sounds are represented by different letters or groups of letters and that these can then be blended together to make words.

At Greenside, we use Read Write Inc. which is the UK's leading, government approved scheme for the effective teaching of early reading. The program is carefully designed to teach children to read accurately and develop their comprehension in a fun and engaging way.

What is Phonics and how is it taught?

Children will be taught all of these sounds...

Consonant sounds

f	l	m	n	r	s	v	z	sh	th	ng
ff	ll	mm	nn	rr	ss	ve	zz	ti		nk
ph	le	mb	kn	wr	se		s	ci		
					c		se			
					ce					

b	c	d	g	h	j	p	qu	t	w	x	y	ch
bb	k	dd	gg		g	pp		tt	wh			tch
	ck				ge							
	ch				dge							


Vowel sounds

a	e	i	o	u	ay	ee	igh	ow
	ea				a-e	e-e	i-e	o-e
					ai	y	ie	oa
						ea	i	o
						e	y	

oo	oo	ar	or	air	ir	ou	oy	ire	ear	ure
u-e			oor	are	ur	ow	oi			
ue			ore		er					
ew			aw							
			au							

...and will read them in words.

ship
_ . .



sheb

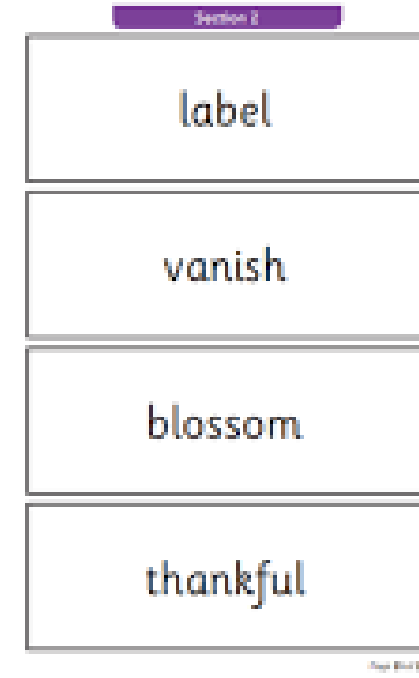
We teach the children to do this using the routine 'Special Friends', 'Fred Talk', read the word.

Children spot the Special Friends (two or three letters making one sound), Fred Talk, and then read the whole word.



What is the Phonics Screening Check?

The Phonics Screening Check (PSC) is a national assessment given to children in Year 1 and any in Year 2 who did not pass in Year 1. The check is made up of 40 words in total that the children will attempt to read: 20 real words and 20 pseudo or, as the children know them, alien words.



We encourage all of our children to use the familiar routine of Special Friends, Fred talk, read the word during the check to enable them to read accurately and with confidence.



How is the PSC administered to children?

The PSC will be administered throughout the week beginning Monday 12th June. At Greenside, we aim to make the process as smooth and relaxed as possible for our children. To do this we:

- Make sure the child completes their check in a quiet space in school.
- Have a familiar adult administer the check.
- Explain at the start what will happen in the check and offer practice words before they begin.
- Implement alternative access arrangements for children with additional needs (these will be explained to parents prior).

This process is a familiar one to all of our Year 1 children as we complete practice checks throughout the year – they often don't realise they have completed their official check!

How are results shared with parents/carers and what happens next?

Your child's score will be shared with you in their end of year report. We do this as each year, the pass mark for the check is not shared with schools by the DfE until the administration window is closed and all schools report their data. Along with the report, you will receive your child's score, what the pass mark is and whether your child passed the screening or not.


If your child does not pass the PSC in Year 1, they will re-sit it the following year. If this is the case, please do not panic! Your child will continue with their Phonics sessions in Year 2 and will receive additional intervention and support to give them the best possible chance to pass in Year 2.

As part of the Read Write Inc. scheme, all children continue their Phonics sessions into Year 2 and continue to do so until they have completed the program.

Once your child has met these requirements, they will move on to Guided Reading.




What can you do at home?



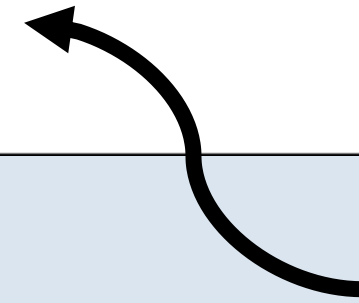
1. Help your child to use 'Special Friends', 'Fred Talk' to read real and alien words.
2. Practice reading sounds speedily.
3. Listen to your child read their storybook and Oxford Owl e-book every day.
4. Play online games on the PhonicsPlay website
5. Watch the Virtual Classroom videos on the Read Write Inc., Ruth Miskin portal.



RWI/Ruth Miskin Virtual Classroom videos



Sound	QR code
 <p>ay</p> <p>May I play?</p>	



Scan me!

**Before we go and
work with the
children...
any questions?**



Useful links:

Ruth Miskin Parents' Page:

<https://www.ruthmiskin.com/parents/>

Ruth Miskin Facebook:

<https://www.facebook.com/miskin.education>

E-books for home reading:

<http://www.oxfordowl.co.uk/Reading/>

PhonicsPlay

<https://www.phonicsplay.co.uk/resources>

